

COMPARE RAKES

COMMON RAKE USES


	HEAVY DUTY ROOT RAKE	SEVERE DUTY ROOT RAKE	HEAVY DUTY SCOOP RAKE	SEVERE DUTY SCOOP RAKE	LOW PROFILE RAKE	LOW PROFILE SCOOP RAKE	DEEP PENETRATION RAKE
Breaking up the Ground Soil	✓	✓	✓	✓	✓	✓	✓
Removing Smaller Rocks & Loose Roots	✓	✓	✓	✓	✓	✓	✓
Removing Larger Rocks & Cutting Through Roots		✓		✓			✓
Removing Stumps		✓		✓			✓
Demolition Cleanup		✓		✓			
Screening			✓	✓		✓	
Thumb Compatibility	✓	✓					

STANDARD VS SCOOP SHAPE

The shape of your rake is crucial as it will dictate how you will collect, clear, and separate different types of material.

A. The Standard shape is the ideal geometry for use with a thumb for grappling.

B. The Scoop shape has the ability to move greater amounts of material, without needing a thumb.



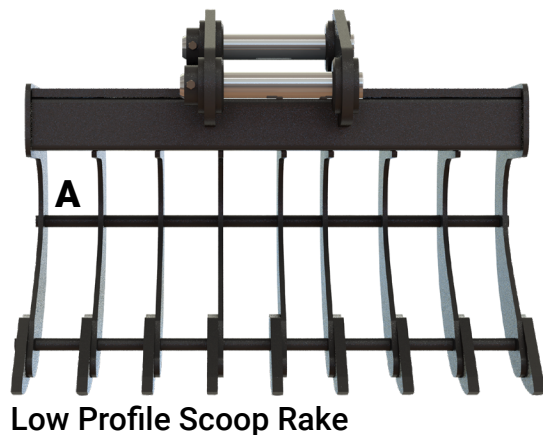


LOW PROFILE VS DEEP PENETRATION

A. Our Low Profile Rakes have a small screening gap to leave a clean finish in the ground.

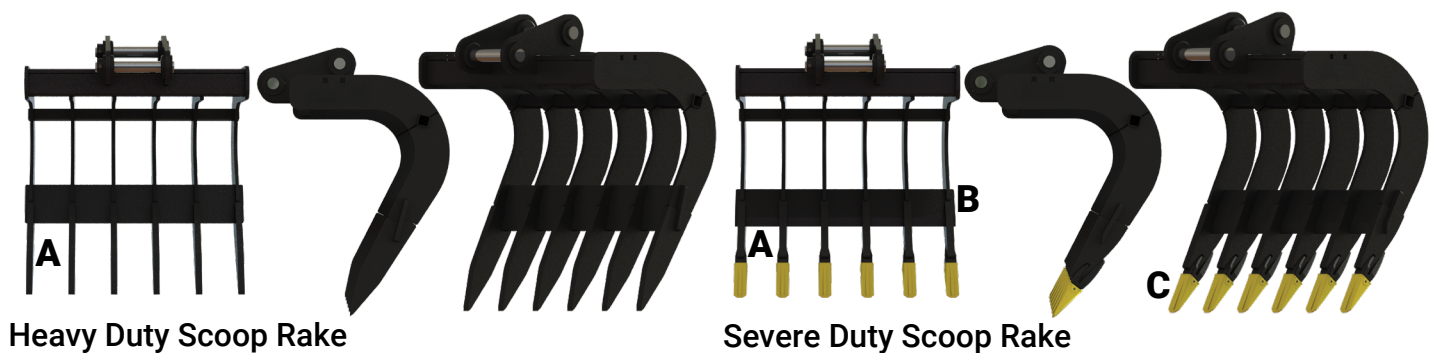
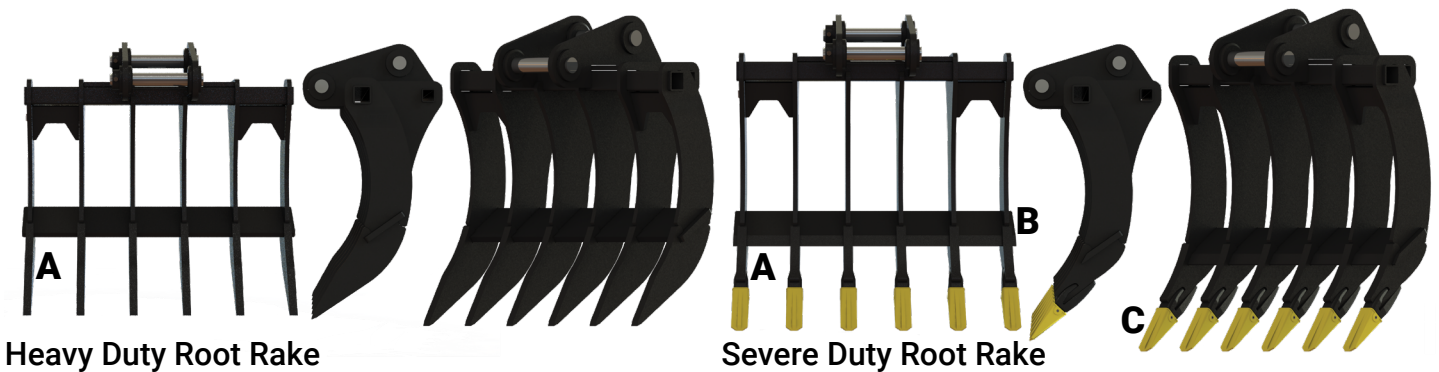
B. Longer and Thicker shanks on the Deep Penetration Rake allow for use in extreme conditions.

C. The Deep Penetration Rake has replaceable teeth, making it easier to do a quick repair without leaving your work site, should a tooth break. The Low Profile would be used after all the large objects have been removed by the Deep Penetration Rake, and usually do not require replaceable teeth.



HEAVY DUTY **VS** SEVERE DUTY

- A. The Heavy Duty has thinner shanks to leave a cleaner finish. Since the Severe Duty will be used on tougher materials, it has thicker shanks for longevity.
- B. A Severe Duty rake features a bevel on the cutting edge to aid in cutting through roots.
- C. The Severe Duty has replaceable teeth, making it easier to do a quick repair without leaving your work site.



1-800-952-7849

trkattachments.com

trk@trkattachments.com

All attachments include a 1 year limited warranty. If you have any questions or have a custom requirement for your attachment, please give us a call.